



सत्यवती महाविद्यालय
Satyawati College
(दिल्ली विश्वविद्यालय)
(University of Delhi)



वसुधैव कुटुम्बकम्
ONE EARTH • ONE FAMILY • ONE FUTURE

NAAC ACCREDITED 'A+' GRADE

11th September, 2023

सूचना/NOTICE

यह 28 अगस्त 2023 के पहले के नोटिस के संदर्भ में है, दूसरे वर्ष और तीसरे वर्ष के सभी छात्रों को सूचित किया जाता है कि उन्हें लिंक पर क्लिक करने के बाद नीचे दी गई प्रक्रिया के अनुसार अपने प्रवेश शुल्क का ऑनलाइन भुगतान करना होगा।
This is in reference to the earlier notice dated 28 August 2023, all the students of the 2nd Year and 3rd Year are hereby informed that they are required to pay their Admission Fees online as per procedure given below after clicking link.

<https://icici.myclassboard.com>

प्रवेश शुल्क भुगतान करने की अंतिम तिथि 10 सितंबर 2023 से बढ़ाकर 15 सितंबर 2023 कर दी गई है।

The last date for submission of the online fees has been extended from 10th September 2023 to 15th September 2023.

प्रवेश शुल्क की राशि निम्नलिखित हैं।

The amount of fees is as given:

श्रेणी (Category)	राशि रु. में (Amount in Rs.)	
	द्वितीय वर्ष (2 nd Year)	तृतीय वर्ष (3 rd Year)
अनारक्षित/अनुसूचित जाति/ अनुसूचित जनजाति/ अन्य पिछड़ी जाति/ ई.डब्ल्यू.एस./ UR/SC/ST/OBC/EWS	14,915/-	10,280/-
पी.डब्ल्यू.बी.डी/ PWBD	40/-	40/-
कॉलेज वार्ड कोटा/ COLLEGE WARD QUOTA	5,264/-	4,805/-
विदेशी छात्र/ FOREIGN STUDENTS	14,915+Rs. 19,800/-	10,280+Rs. 19,800/-

ध्यान दें / NOTE: परीक्षा शुल्क को हटाकर उपरोक्त सभी राशि। / ALL THE ABOVE AMOUNT IS EXCLUDING EXAM FEE

यदि किसी विद्यार्थी को प्रवेश शुल्क से संबंधित समस्या आ रही है तो वह कमरा नंबर 2 लेखा विभाग में सोमवार से शुक्रवार प्रातः 10 बजे से सांय 04 बजे के बीच आ सकते हैं।

Those who have any query regarding admission fee can contact Room No.2 Accounts Section between 10:00 a.m. to 04:00 p.m. from Monday to Friday.

ध्यान दें:- यदि कोई छात्र शैक्षणिक सत्र 2023-2024 के लिए कॉलेज की फीस का भुगतान कर चुका है, लेकिन दिल्ली विश्वविद्यालय द्वारा अगली कक्षा में पदोन्नत नहीं किया गया है, तो पूरी फीस वापस कर दी जाएगी और प्रवेश वैध नहीं माना जाएगा।

NOTE:- In case of any students who would have paid the college fees for academic session 2023-2024 but not promoted to next class by University of Delhi, the whole fees will be refunded and admission will not be considered valid.


सुनील कुमार चौबे (Sunil Kumar Chaubey)
प्रशासनिक अधिकारी (Administrative Officer)

प्रतिलिपि/ Copy to :

1. अनुभाग अधिकारी लेखा एवं प्रशासन / S.O. Accounts & Admin
2. कॉलेज वेबसाइट / College Website

Process to Fee Payments:

1. Go to URL on browser and type: <https://icici.myclassboard.com>
2. For Login: Fill following details
 - a) Organization : Satyawati College
 - b) Admission No./User Name Exam Roll Number
 - c) Password: Exam Roll Number
3. Click on Login and pay your fee



4. After Login:

Click on ERP Dashboard

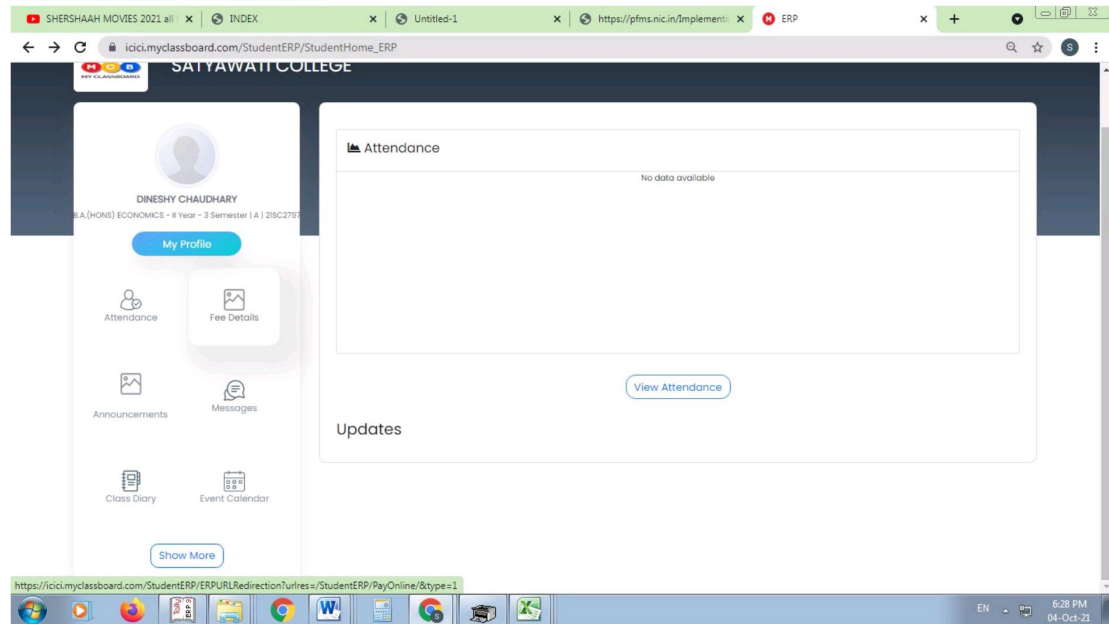
The screenshot shows a web browser window with the URL `idci.myclassboard.com/StudentERP/StudentHome`. The page header includes "MCB Live", "Change Password", and "Log out". The main content area is for "SATYAWATI COLLEGE" and displays the student's profile: "DINESHY CHAUDHARY", "Student Code : 21SC2797", and "B.A.(HONS) ECONOMICS - II Year - 3 Semester - A".

Below the profile, there are three sections: "Assignments" with a circular progress indicator showing "0" and a "View Assignments" button; "Diary" with a message "No diary entries are found!" and a "View All" link; and "Announcements" with a message "No Announcements are made yet!" and a "View All" link.

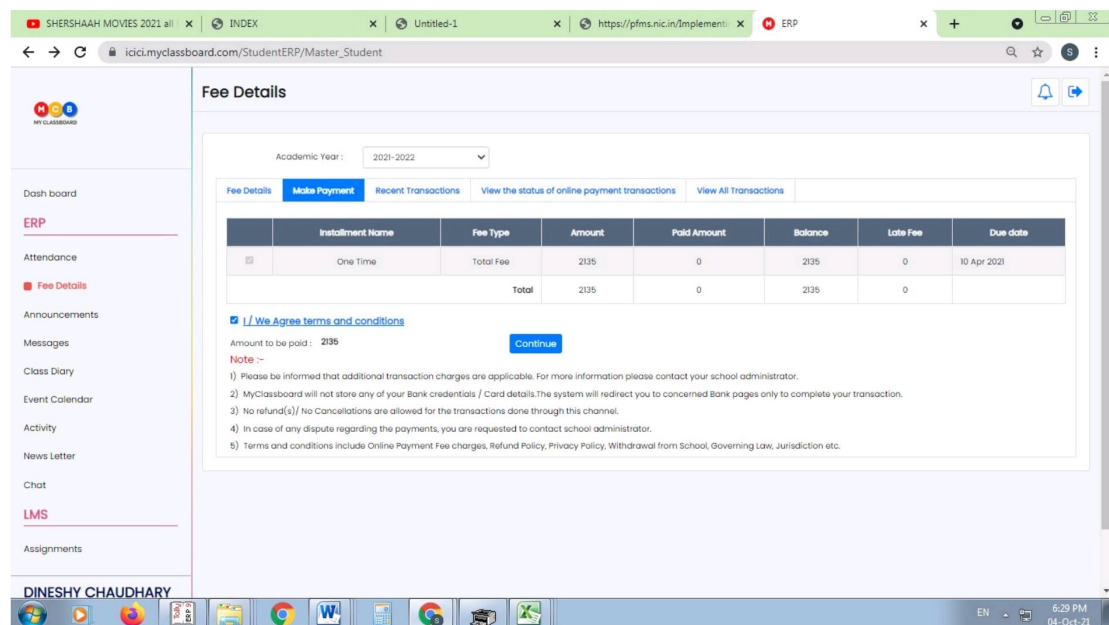
At the bottom of the dashboard, there is a blue button labeled "ERP Dashboard" with the text "Access all details of your child" and a right-pointing arrow.

The Windows taskbar at the bottom shows the time as 6:27 PM on 04-Oct-21, along with various application icons.

Then click on Fee Details



5. Click on Continue



6. Pay your Fees

The screenshot shows a web browser window with the URL `ezypayicicibank.com/EazyPG`. The page title is "Payment Mode". On the left, there is a vertical menu with options: RTGS / NEFT, Net Banking, Debit Card, Credit Card, and UPI. The main content area displays a table with transaction details:

Transaction ID	211004105126172
Amount	Rs. 2135.00
Convenience Fee	Rs. 14.48
GST	Rs. 2.60
TOTAL BILL AMOUNT	Rs. 2152.08

Below the table, there are input fields for "Mobile No" and "Email ID", both labeled as "Optional". A "Payer Name" field is also present, labeled as "Optional". A red asterisked note reads: "*Please provide the mobile number for transaction communication & viewing transaction history." Below this, the "Domestic Debit Card" option is selected with a radio button. At the bottom, there are two orange buttons: "Proceed Now" and "Cancel".

Brought to you by ICI Bank

Windows taskbar at the bottom shows the time as 6:30 PM on 04-Oct-21.